

## "Homer"

### Features

- Certified 304 Grade 15 Gauge Stainless Steel.
- Handmade Farmhouse Apron Design.
- Dual Compartments.
- Available in either "Zero Edge", or R15mm rounded "Radial" inside corners.
- Unique sound-deadening system with sound pads and a special coating.
- Lustrous and enduring finish which compliments any decor.
- Limited lifetime warranty.

### Farmhouse Apron Kitchen



Shown with "Radial" corners

--- Dimensions ---  
 Outer  
 35-7/8" x 20-3/4" x 10"  
 Left Bowl  
 19" x 16" x 10"  
 Right Bowl  
 13" x 16" x 10"

Model	Description	Colors / Finishes
EFD3620 - "Homer"	Handmade Farmhouse Sink with "Zero Edge" Corners	N/A
HR-EFD3620B - "Homer Radial"	Handmade Farmhouse Sink with R15mm inside "Radial" Corners	N/A

### Included Components

- Mounting Clips
- Cut-out template
- Grid
- LI-XD Strainer

### Colors / Finishes

- N/A None Applicable

### Codes / Standards Applicable

Specified model meets or exceeds the following:

- UPC Certified




### Product Specification

This handmade farmhouse apron sink shall be a dual compartment with rectangular bowls, featuring either "Zero-Edge", or R15mm rounded "Radial" inside corners. Sink shall be 33" in length and 20" in width, with each bowl having a depth of 10". Sink shall be made of 15 gauge stainless steel. Sink shall include installation hardware, grid, and drain. Sink shall be Homeplace Models EFD3620, "Homer", and HR-EFD3620B, "Homer Radial".

## TECHNICAL INFORMATION

Fixture*	
Basin Area (Left Bowl)	19" x 16"
Basin Area (Right Bowl)	13" x 16"
Water Depth (Left Bowl)	10"
Water Depth (Right Bowl)	10"
Drain Hole (Each Bowl)	3-5/8" D
*Approximate measurements for comparison only.	



**"Zero-Edge"  
Corner Detail**

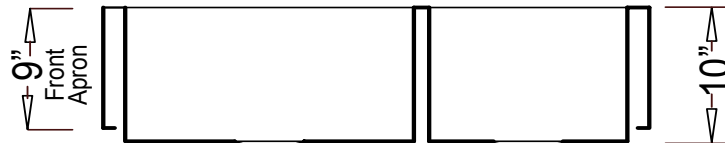


**R15mm "Radial"  
Corner Detail**

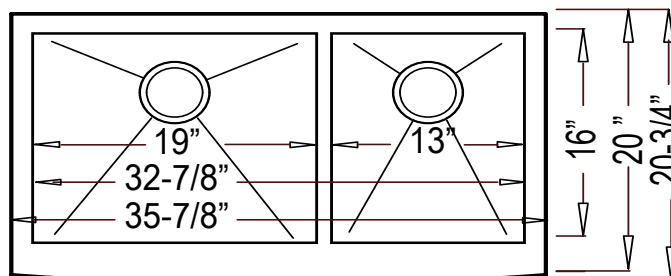


**Product Image**  
(Shown with "Radial" corners)

**Front View**



**Top View**



**Product Diagram**  
(Shown with "Zero-Edge" corners)